

YOUR GUIDE

to Downloading *Mary Kay*® Apps to Your Device



Mary Kay® Ordering App

Visit mkapps.com on your mobile browser and **click Download**.

NOTE: Using an **iOS device**? Before you can use this app, your phone will **need to “trust” the app**: Go to Settings > General > Device Management > Enterprise App **Click on Mary Kay Inc.**, and **select “Trust”** when prompted. Now you can use the app!

All Other *Mary Kay*® Apps



Great Start



Events—USA



Skin Analyzer



Digital Showcase



myCustomers+



MirrorMe



Mobile Learning



eCatalog

Using an iOS device?

1)

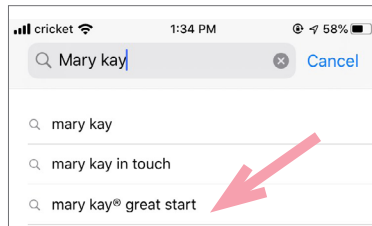
Go to the App Store.



App Store


2)

Search for “Mary Kay Inc.”



3)

Touch the **Get** button when you find your app.



You may have to enter your password before the app downloads.

Using an Android?

1)

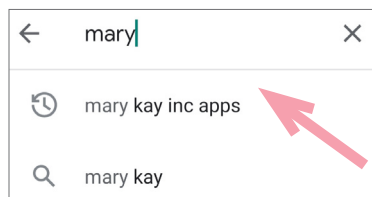
Go to the Play Store.



Play Store


2)

Search for “Mary Kay Inc.”



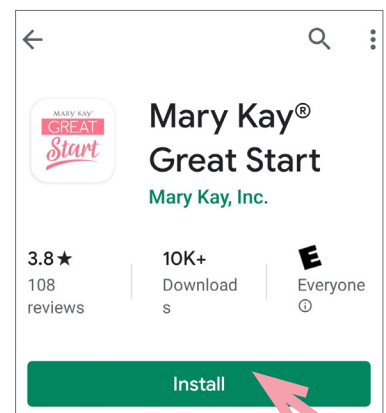
3)

Touch the app button when you locate your app.



4)

Touch **Install** to download and then open.



For more information, visit [Mary Kay InTouch® > Resources > Digital Zone > Go Mobile With Mary Kay Apps!](#)

For additional support, call **800-272-9333**.

MARY KAY